

MINUTES OF BOARD OF DIRECTORS MEETING
DECEMBER 15, 2020

THE STATE OF TEXAS
COUNTY OF HARRIS
HARRIS COUNTY MUNICIPAL UTILITY DISTRICT NO. 109

§
§
§

The Board of Directors (the “*Board*”) of Harris County Municipal Utility District No. 109 (the “*District*”) convened in regular session on Tuesday, DECEMBER 15, 2020 at 6:00 p.m. via videoconference pursuant to Section 551.125, Texas Gov’t Code as modified by the temporary suspension of certain provisions thereof pursuant to guidelines issued by the Texas Attorney General and approved by the Governor for use during the COVID-19 statewide disaster. A roll call was taken of the persons present:

Owen H. Parker, President
Chris Green, Vice President
Cheryl Moore, Secretary
Robin Sulpizio, Assistant Secretary
Nancy Frank, Assistant Secretary

All members of the Board were present. Also attending all or parts of the meeting were Mr. Cory Burton and Ms. Ashleigh Bass of Municipal Accounts & Consulting, LP, bookkeeper for the District; Mr. Tim Spencer of Ad Valorem Appraisals, tax assessor and collector for the District; Sergeant Alejo of Harris County Precinct 4 Constable’s Office; Mr. Bill Kotlan of BGE, Inc. (“BGE”), engineer for the District; Mr. Clint Gehrke of Water Waste Water Management Services, Inc. (“WWWMS”), operator for the District; Mr. Bob Thomas of ROW Management, Inc.; and Mr. Dimitri Millas and Ms. Jane Maher of Norton Rose Fulbright US LLP (“NRF”), attorneys for the District.

Pursuant to Section 551.054, Texas Gov’t Code, as modified by the temporary suspension of certain provisions thereof, notice of the meeting was posted on the District’s website within the time limits prescribed by law. The agenda packet was posted on the website as items became available. Certificates of such posting are attached hereto as *Exhibit A*.

Call to Order. President Parker called the meeting to order. He noted that the meeting was being held by teleconference in accordance with federal, state and county directives to slow the spread of COVID-19 by avoiding meetings that bring people together. He said the notice of the meeting included a toll-free dial-in number for members of the public to call so they could hear the meeting and address the Board. He noted that the meeting was being recorded and a recording would be available upon public request. President Parker then set out guidelines for the conduct of the meeting. He asked all participants to identify themselves before speaking. He then proceeded with the meeting business:

1. **Public Comments.** There were no public comments.
2. **Minutes.** The Board considered the proposed minutes of a meeting held on November 17, 2020, previously distributed to the Board. Upon motion by Director Green, seconded by Moore, after full discussion and the question being put to the Board, the Board voted unanimously to approve the minutes of the meeting held on November 17, 2020, as presented.
3. **Security Report.** President Parker recognized Sargent Alejo, who reviewed the Security Report for the month of November 2020, a copy of which is attached hereto as *Exhibit B*.

Upon motion by Director Green, seconded by Director Sulpizio, after full discussion and the question being put to the Board, the Board voted unanimously to approve the Security Report.

4. **Tax Collector's Report and authorize payment of certain bills.** President Parker recognized Mr. Spencer, who reviewed the Tax Assessor and Collector's Report for the month of November 2020, a copy of which is attached hereto as *Exhibit C*.

Upon motion by Director Moore, seconded by Director Frank, after full discussion and the question being put to the Board, the Board voted unanimously to approve the Tax Assessor and Collector's Report and to authorize payment of check numbers 2073 through 2076, from the Tax Account to the persons, in the amounts, and for the purposes listed therein.

5. **Review Bookkeeper's Report.** President Parker recognized Ms. Bass, who presented to and reviewed with the Board the Bookkeeper's Report, a copy of which is attached hereto as *Exhibit D*. Ms. Bass reviewed disbursements from the General Operating Fund.

Upon motion by Director Green, seconded by Director Sulpizio, after full discussion and the question being put to the Board, the Board voted unanimously to approve the Bookkeeper's Report, to authorize payment of the checks in the amounts, to the persons, and for the purposes listed therein and to adopt the Resolution as presented.

6. **Engineer's Report.** President Parker recognized Mr. Kotlan, who presented to and reviewed with the Board the Engineer's Report, a copy of which is attached hereto as *Exhibit E*.

Mr. Kotlan stated that for the Stormwater Quality Permit renewals, Harris County is reviewing the permit submittals.

Mr. Kotlan stated that BGE has revised and resubmitted the utility agreement with Texas Department of Transportation ("TxDOT") for the utility relocations related to the FM 1960 widening. He stated that TxDOT is under construction with the project, but that BGE is still waiting on final approval of the agreements.

Mr. Kotlan stated that BGE received approval from Harris County and are waiting on approval from the City of Houston for the Water Plant No. 2 Expansion.

Mr. Kotlan stated that BGE is working on the force main easement for the Barents Drive Lift Station.

Mr. Kotlan stated that BGE is working with Mr. Thomas to obtain the easements from Darrell Ashley (Dirt Cheap) for the Water Line Extension for the 11th annexation. Mr. Thomas reported that he met with Darrell Ashley, and that an initial offer letter needs to be offered to Mr. Ashley. He stated that the initial offer letter would likely go out tomorrow, with an offer of \$5.00 per square foot.

Mr. Kotlan stated that BGE is working on the sluice gate operations and security cameras at the Wastewater Treatment Plant and that the painting project is on hold until the gates are complete.

Mr. Kotlan reported on the America's Water Infrastructure Act ("AWIA") and the required Risk and Resilience Assessment and Emergency Response Plan for the District's water facilities. He proposed that BGE prepare the Resilience Assessment and Emergency Response Plan on a time and materials basis. He estimated that the total cost would be around \$10,000.

Upon motion by Director Moore, seconded by Director Green, after full discussion and the question being put to the Board, the Board voted unanimously to accept the Engineer's Report.

7. **Review Operations Report and authorize repairs.** President Parker recognized Mr. Gehrke, who presented the Operations Report dated December 15, 2020 and a list of delinquent accounts, copies of which are attached hereto as *Exhibit F*. Mr. Gehrke reported that 92.43% of the water pumped was billed for the period November 1, 2020 through November 30, 2020.

Mr. Gehrke reported on various maintenance items.

Mr. Gehrke reviewed a letter from a resident requesting a bill adjustment. Letter from resident requesting adjustment. It was the consensus of the Board to adjust the bill by \$33.38 with the remaining amount still owed by the resident.

The Board discussed the delinquent process. It was the consensus of the Board to have WWWS continue to deliver delinquent notices, but to not terminate services, and to further discuss the termination process at the January board meeting.

Upon motion by Director Green, seconded by Director Sulpizio, after full discussion and the question being put to the Board, the Board voted unanimously to approve the Operations Report.

THERE BEING NO FURTHER BUSINESS TO COME BEFORE THE BOARD, the meeting was adjourned.

* * *

The above and foregoing minutes were passed and approved by the Board of Directors on January 19, 2021.

/s/ Owen Parker

President, Board of Directors

ATTEST:

/s/ Cheryl Moore

Secretary, Board of Directors



HARRIS COUNTY MUNICIPAL UTILITY DISTRICT NO. 109

NOTICE

In light of the Office of the Governor's statewide disaster declaration related to the spread of the COVID-19 virus, and the temporary suspension by the Texas Attorney General of certain provisions of the Texas Open Meetings Act to allow telephonic or videoconference meetings without requiring a physical meeting location open to the public, take notice that the Board of Directors of Harris County Municipal Utility District No. 109 will meet via telephone and videoconference at 6:00 p.m. on Tuesday, December 15, 2020. Meeting documents will be made available at <https://www.waterdistrict109.com/meetings/index.html> prior to the meeting.

VIDEOCONFERENCE MEETING. You can join by computer or any smart device with the Zoom app. Join Zoom Meeting:


<https://nortonrosefulbright.zoom.us/j/91763491467?pwd=eFEvdkhGeIFiTIIEbVcvVm91b1NLdz09>

If you decide not to use the Zoom app you can use the dial-in information below to connect by voice with any phone.

**— DIAL IN INSTRUCTIONS:
CALL TOLL FREE: 1-346-248-7799
MEETING ID: 917 6349 1467
PASSWORD: 285344**

At such meeting, the Board will consider and act on the following matters:

1. Public comments;
2. Approve minutes of the meeting held on November 17, 2020;
3. Report by Harris County Precinct Four Constable and action relating to security;
4. Review Tax Collector's Report and authorize payment of certain bills;
5. Review Bookkeeper's Report, and authorize payment of certain bills, and approve quarterly investment report;
6. Review Engineer's Report, including approval of pay estimates, authorization of change orders to pending construction contracts, and authorize capacity commitments;
7. Approve Operations Report, authorize repairs and approve termination of delinquent accounts in accordance with the District's Rate Order; and such other matters as may properly come before it.



Norton Rose Fulbright US LLP
Attorneys for District

If, during the course of the meeting covered by this Notice, the Board should determine that a closed or executive session of the Board should be held or is required in relation to any agenda item included in this Notice, then such closed or executive meeting or session, as authorized by the Texas Open Meetings Act, will be held by the Board at the date, hour, and place given in this Notice concerning any and all subjects for any and all purposes permitted by Sections 551.071-551.084 of the Texas Government Code and the Texas Open Meetings Act, including, but not limited to, Section 551.071 - for the purpose of a private consultation with the Board's attorney on any or all subjects or matters authorized by law.

Maher, Jane

From: Russell Lambert <russ@texasnetwork.com>
Sent: Thursday, December 10, 2020 11:52 AM
To: Maher, Jane; The Texas Network
Subject: RE: 109 & AJOB Postings

Yes sorry, I have posted them.

<https://www.waterdistrict109.com/meetings/index.html>

Russ

From: Maher, Jane <jane.maher@nortonrosefulbright.com>
Sent: Thursday, December 10, 2020 11:36 AM
To: The Texas Network <support@texasnetwork.com>
Cc: Russell Lambert <russ@texasnetwork.com>
Subject: FW: 109 & AJOB Postings

Hi Russ,

Just making sure you got this.

Jane Maher | Paralegal
Norton Rose Fulbright US LLP
1301 McKinney, Suite 5100, Houston, Texas 77010-3095, United States
Tel +1 713 651 5589 | Fax +1 713 651 5246
jane.maher@nortonrosefulbright.com

NORTON ROSE FULBRIGHT

Law around the world
nortonrosefulbright.com

From: Maher, Jane
Sent: Wednesday, December 9, 2020 6:02 PM
To: 'The Texas Network' <support@texasnetwork.com>
Cc: 'Russell Lambert' <russ@texasnetwork.com>
Subject: 109 & AJOB Postings

Hi Russ,

Please post the attached documents in the zip folders to 109's website and return the COPs at your earliest convenience.

Thanks,

Jane Maher | Paralegal
Norton Rose Fulbright US LLP
1301 McKinney, Suite 5100, Houston, Texas 77010-3095, United States

Tel +1 713 651 5589 | Fax +1 713 651 5246
jane.maher@nortonrosefulbright.com

NORTON ROSE FULBRIGHT

Law around the world
nortonrosefulbright.com

CONFIDENTIALITY NOTICE: This email, including any attachments, is confidential and may be privileged. If you are not the intended recipient please notify the sender immediately, and please delete it; you should not copy it or use it for any purpose or disclose its contents to any other person. Norton Rose Fulbright entities reserve the right to monitor all email communications through their networks.

Norton Rose Fulbright Australia, Norton Rose Fulbright LLP, Norton Rose Fulbright Canada LLP, Norton Rose Fulbright South Africa Inc and Norton Rose Fulbright US LLP are separate legal entities and all of them are members of Norton Rose Fulbright Verein, a Swiss verein. Norton Rose Fulbright Verein helps coordinate the activities of the members but does not itself provide legal services to clients. Details of each entity, with certain regulatory information, are available at nortonrosefulbright.com.



HARRIS COUNTY CONSTABLE, PRECINCT 4

CONSTABLE MARK HERMAN

"Proudly Serving the Citizens of Precinct 4"

6831 Cypresswood Drive ★ Spring, Texas 77379 ★ (281) 376-3472 ★ www.ConstablePct4.com

Monthly Contract Stats

HARRIS CO MUNICIPAL UTILITY DIST #109

For November 2020

Categories

Burglary Habitation: 0	Burglary Vehicle: 2	Theft Habitation: 0
Theft Vehicle: 0	Theft Other: 2	Robbery: 0
Assault: 0	Sexual Assault: 0	Criminal Mischief: 1
Disturbance Family: 7	Disturbance Juvenile: 1	Disturbance Other: 4
Alarms: 17	Suspicious Vehicles: 14	Suspicious Persons: 13
Runaways: 0	Phone Harrassment: 1	Other Calls: 595

Detailed Statistics By Deputy

Unit Number	Contract Calls	District Calls	Reports Taken	Felony Arrests	Misd Arrests	Tickets Issued	Recovered Property	Charges Filed	Mileage Driven	Days Worked
E112	60	21	15	2	1	67	0	3	959	18
E113	55	18	10	0	0	23	0	3	1051	18
TOTAL	115	39	25	2	1	90	0	6	2010	36

Summary of Events

Alarms:

Deputies responded to 17 alarm calls.

Checks:

Deputies conducted 307 combined park checks, neighborhood checks, and other miscellaneous checks.

Traffic Enforcement:

Deputies conducted numerous traffic stops and traffic initiatives throughout the contract during the month in the interest of public safety, and in an attempt to reduce the risk of motor vehicle accidents.

5100 Moonshadows Dr – Deputy conducted a traffic stop. Investigation revealed the driver was in possession of marijuana. The District Attorney's Office declined criminal charges.

Burglary Motor Vehicle:

Exhibit B

2000 Timber Forest Dr. – Deputy responded to a Burglary of a Motor Vehicle type call. Investigation revealed an unknown subject entered a vehicle and removed property without consent or knowledge. Report generated.

19800 Faye Oaks Ct – Deputy responded to a Burglary of a Motor Vehicle. Investigation revealed an unknown suspect forced entry into the vehicle, stole tools, and fled undetected.

Theft Other:

4700 Atascocita Rd. – Deputy responded to a Theft of Business type call. Investigation revealed 2 unknown suspects removed parts off vehicles parked at this business without the owner's consent or knowledge. Report generated.

19000 Big Timber Dr. – Deputy responded to a Theft Other. Investigation revealed the complainant was at a local gas station sitting at the gambling machines and left his wallet. When he returned it was stolen.

Criminal Mischief:

20200 Misty Pines Dr. – Deputy responded to a Criminal Mischief type call. Investigation revealed a homeowner's property was damaged by a known suspect that was allowed into the residence. Report generated.

Disturbance Family:

10 Kings Lake Estates Blvd. – Deputy responded to a Disturbance Family type call. Investigation revealed a Consumer having a mental crisis. Consumer was transported for mental health services. Report generated

20800 Kings Timber Trl. – Deputy responded to a Disturbance Family type call. Investigation revealed couple divorcing having a verbal altercation. No charges filed. Report generated

4100 FM 1960 Road E. – Deputy responded to a Disturbance Family type call. Investigation revealed verbal altercation while traveling in a vehicle. Courtesy transport. No charges filed. Report generated

6000 Summer Oaks – Deputy responded to a family disturbance call. Investigation revealed family members were having an argument. No assault occurred and no charges filed.

5700 Timbers Trail Dr – Deputy responded to family disturbance call. Investigation revealed a family member was trying to report an assault that occurred a year ago. No charges were filed.

5400 Green Timbers Dr – Deputy responded to a family disturbance call. Investigation revealed family members had an argument and a threat was made. Charges were declined.

19700 Oak Branch Ct – Deputy responded to a family disturbance call. Investigation revealed an elderly family member wanted to report past disturbances with adult children. No charges were filed.

Phone Harassment:

5700 Upper Lake Dr – Deputy responded to a telephone harassment call. Investigation revealed a telemarketer contacted the complainant. After turning down the offer, the telemarketer threatened the complainant.

Other Calls

20100 Big Timber Dr. – Deputy responded to an Aggressive Animal type call. Investigation revealed Complainant was bitten by an aggressive dog. Report generated.

5600 Fawn Trail Dr. – Deputy responded to an Information type call. Investigation revealed threatening text messages sent by a juvenile to a juvenile. No charges filed. Report generated

40 New Oak Trl. – Deputy responded to an Information type call. Investigation revealed Violation of a Protective Order that occurred in Montgomery County. Report generated.

5700 FM 1960 Rd. E. – Deputy responded to an Information type call. Investigation revealed Complainant's vehicle was damaged while in the car wash. Report generated.

30 Kings Lake Estates Blvd. – Deputy Responded to a Welfare Check type call. Investigation revealed the welfare check conducted on a juvenile. Report generated.

5400 FM 1960 Rd. E – Deputy responded to a Failure to Stop and Give Information type call. Investigation revealed Complainant was involved in a crash, other party left the scene. Report generated.

5300 FM 1960 R. E. – Deputy responded to a fail to stop and give information type call. Investigation revealed the Complainant was struck by a vehicle. The striking vehicle left the scene. Report generated.

10 Kings Lake Estates Blvd. – Deputy responded to a Minor Accident type call. Investigation revealed vehicle vs. fixed object. Driver arrested on DWI charges. Report generated

20600 W. Lake Houston Pkwy. - Deputy responded to a Driving While Intoxicated type call. Investigation revealed a road rage type incident. One driver arrested for DWI. Report generated.

20000 Faye Oaks Dr. - Deputy responded to a Mental Health Investigation type call. Investigation revealed a consumer having a mental crisis. Consumer was transported for treatment. Report generated.

20100 Misty Pines Dr. - Deputy responded to a Fraudulent Use of ID type call. Investigation revealed a known suspect opened a cell phone account without permission of the Complainant. Report generated.

10 Tahoe Shores Dr. - Deputy responded to a Fraudulent Use of ID type call. Investigation revealed unknown subject took out a loan without Complainant's consent. Report generated.

4700 FM 1960 Road E. – Deputy responded to a Terroristic Threat type call. Investigation revealed there was a verbal altercation. No charges filed. Report generated.

6000 River Timber Trl. – Deputy responded to a Terroristic Threat type call. Investigation revealed a verbal argument which lead to the firing of a gun into the air. Terroristic Threat charges filed. Report generated

5700 Dove Forest Dr. – Deputy responded to a Suspicious Vehicle type call. Investigation revealed a parked vehicle. Contact with owner led to locating illegal narcotics and a stolen firearm. There were 2 arrested on scene. Report generated.

5300 Quail Tree Ln. – Deputy observed a suspicious vehicle. Investigation revealed a driver with no insurance or driver license. Vehicle towed, report generated.

5600 FM 1960 Rd. E. – Deputy responded to a Mental Health crisis. Investigation revealed an adult male was inside a hotel room armed with a knife and threatening his life and others. Deputies negotiated with the consumer for six hours before he eventually dropped the knife and was ultimately taken to a mental health facility.

6000 Silent Oaks Dr - Deputy responded to a Mental Health Call. Investigation revealed a juvenile was in crisis and was transported to a mental health facility.

5700 Green Timber Dr – Deputy responded to a Fraudulent Use of Identification call. Investigation revealed an unknown suspect used the complainant's information to file for fraudulent unemployment benefits.

19700 Bambiwoods Ct – Deputy responded to a Fraudulent Use of Identification call. Investigation revealed an unknown suspect used the complainant's information to file for fraudulent unemployment benefits.

5700 Green Timbers Dr – Deputy responded to a Credit Card Abuse call. Investigation revealed unknown suspect used the complainant's credit card information to make several unauthorized purchases.

19600 Merrillwood Dr – Deputy responded to a Suspicious Person call. Deputies located an intoxicated male that was in public. He became combative and was detained and sedated by EMS before being transported to a hospital.

19700 Big Timbers Dr – Deputy responded to a drug overdose call. CPR was administered and the female consumer was transported to a hospital where a mental health evaluation could be performed.

5500 Coon Tree Ct – Deputy responded to a meet the citizen call. Investigation revealed the reporter made an online purchase two months ago and never received the items. The reporter requested a report in order to gain a refund.

Harris County Municipal Utility District Number 109

Tax Collector's Report

Table of Contents

November 30, 2020

Cash Receipts and Disbursements	Page 1
Taxes Receivable Summary	Pages 2-3
2020 Tax Levy and Adjustments	Page 4
Tax Collections Detail	Page 5
Taxes Receivable Detail	Pages 6-7

Disbursements for December 15, 2020:

#2073: Ad Valorem Appraisals Inc; Tax A/C Fee-12/2020	\$2,848.43
#2074: Perdue, Brandon, Fielder, Collins & Mott; Tax Atty Fee-11/2020	309.06
#2075: Harris County Appraisal District; Quarterly Assessment	5,491.00
#2076: Harris-Montgomery Counties MUD 386; Refund Overpayment	<u>2,383.82</u>
Total Disbursements for December 15, 2020	<u>\$11,032.31</u>

Harris County Municipal Utility District Number 109

Tax Collector's Report

Current Period Covered: November 1, 2020 to November 30, 2020

Fiscal Year Beginning: June 1, 2020

<u>Cash Receipts and Disbursements</u>	<u>Current Period</u>	<u>Year to Date</u>
Cash Balance at Beginning of Period	\$101,723.97	\$284,759.24
Collections:		
2020 Tax Collections	212,888.42	240,031.70
2019 Tax Collections	1,270.74	73,380.68
2018 Tax Collections	0.00	4,854.18
2017 Tax Collections	822.12	1,515.11
2016 Tax Collections	0.00	-285.06
2006 Tax Collections	0.00	1,067.64
2005 Tax Collections	0.00	365.46
2004 Tax Collections	0.00	243.60
2003 Tax Collections	0.00	227.64
2002 Tax Collections	0.00	158.16
Penalty and Interest	492.35	16,260.41
Tax Attorney Fees	309.06	13,330.72
Overpayments	2,383.82	6,957.70
Interest Earned	<u>24.87</u>	<u>218.86</u>
Total Collections	218,191.38	358,326.80
Disbursements:		
Tax Assessor-Collector Fee	2,848.43	17,090.58
Tax Assessor-Collector Bond	0.00	250.00
Tax Attorney Fee	4,102.79	13,288.48
Data Processing Charges	0.00	4,019.25
Publication Cost	0.00	599.00
Appraisal District Quarterly Fee	0.00	11,863.49
Transfer to Bond Fund	0.00	188,571.40
Transfer to Maintenance Fund	0.00	91,428.57
Refund Overpayments	<u>2,362.60</u>	<u>5,373.74</u>
Total Disbursements	<u>9,313.82</u>	<u>332,484.51</u>
Cash Balance at End of Period	<u>\$310,601.53</u>	<u>\$310,601.53</u>

Harris County Municipal Utility District Number 109

Tax Collector's Report Taxes Receivable Summary as of November 30, 2020

Taxes Receivable by Year

<u>Year</u>	<u>Adjusted Tax Levy</u>	<u>Collections To Date</u>	<u>Taxes Receivable</u>	<u>Percent Collected</u>
2020	\$3,086,494.37	\$240,031.70	\$2,846,462.67	7.78%
2019	3,077,217.79	3,031,206.07	46,011.72	98.50%
2018	2,907,289.36	2,889,565.53	17,723.83	99.39%
2017	2,895,673.63	2,882,973.37	12,700.26	99.56%
2016	2,808,753.01	2,800,142.63	8,610.38	99.69%
2015	2,573,712.76	2,566,437.03	7,275.73	99.72%
2014	2,301,769.82	2,295,749.86	6,019.96	99.74%
2013	2,097,527.32	2,092,901.91	4,625.41	99.78%
2012	2,071,519.13	2,068,010.99	3,508.14	99.83%
2011	2,121,714.06	2,118,584.76	3,129.30	99.85%
2010	2,138,895.52	2,135,737.86	3,157.66	99.85%
2009	2,160,628.25	2,157,589.91	3,038.34	99.86%
2008	2,142,045.24	2,139,597.48	2,447.76	99.89%
2007	2,084,977.70	2,082,208.47	2,769.23	99.87%
2006	2,108,720.67	2,106,415.30	2,305.37	99.89%
2005	2,197,283.24	2,195,543.57	1,739.67	99.92%
2004	2,010,295.69	2,007,622.69	2,673.00	99.87%
2003	1,863,011.08	1,860,553.26	2,457.82	99.87%
2002	1,743,166.99	1,742,780.89	386.10	99.98%
2001	1,705,006.18	1,704,772.45	233.73	99.99%
2000	1,630,288.09	1,630,151.22	136.87	99.99%
1999	1,482,019.84	1,481,978.10	41.74	100.00%
1998	1,346,040.98	1,345,882.41	158.57	99.99%
1997	1,218,889.39	1,218,854.71	34.68	100.00%
1996	1,156,053.10	1,156,015.39	37.71	100.00%
1995	1,130,565.24	1,130,545.88	19.36	100.00%
1994	1,124,058.85	1,124,058.85	0.00	100.00%
1993	1,075,288.28	1,075,288.28	0.00	100.00%
1992	1,056,792.83	1,056,792.83	0.00	100.00%
1991	1,062,453.27	1,062,453.27	0.00	100.00%
1990	918,308.87	918,308.87	0.00	100.00%
1989	894,403.45	894,403.45	0.00	100.00%
1988	856,779.83	856,779.83	0.00	100.00%
1987	853,204.06	853,204.06	0.00	100.00%
1986	857,037.29	857,037.29	0.00	100.00%
1985	793,674.23	793,674.23	0.00	100.00%
1984	760,460.05	760,460.05	0.00	100.00%
1982	<u>561,303.52</u>	<u>561,303.52</u>	<u>0.00</u>	<u>100.00%</u>
Totals	<u>\$64,873,322.98</u>	<u>\$61,895,617.97</u>	<u>\$2,977,705.01</u>	<u>95.41%</u>

Harris County Municipal Utility District Number 109

Tax Collector's Report Taxes Receivable Summary as of November 30, 2020

Tax Roll Information

<u>Year</u>	<u>Taxable Value</u>	<u>Annual Change</u>	<u>Debt Tax Rate</u>	<u>Maintenance Tax Rate</u>	<u>Total Tax Rate</u>	<u>Exemptions</u>
2020	643,019,660	0.30%	0.31500	0.16500	0.48000	25,000 O/D
2019	641,089,767	8.05%	0.32000	0.16000	0.48000	25,000 O/D
2018	593,324,297	2.45%	0.36000	0.13000	0.49000	10,000 O/D
2017	579,133,338	7.22%	0.36000	0.14000	0.50000	10,000 O/D
2016	540,148,676	9.13%	0.41000	0.11000	0.52000	10,000 O/D
2015	494,944,745	11.81%	0.39000	0.13000	0.52000	10,000 O/D
2014	442,648,062	9.74%	0.39000	0.13000	0.52000	10,000 O/D
2013	403,370,606	1.26%	0.42000	0.10000	0.52000	10,000 O/D
2012	398,369,066	-2.37%	0.42000	0.10000	0.52000	10,000 O/D
2011	408,021,927	-0.80%	0.42000	0.10000	0.52000	10,000 O/D
2010	411,326,061	-1.01%	0.42000	0.10000	0.52000	10,000 O/D
2009	415,504,618	0.87%	0.42000	0.10000	0.52000	10,000 O/D
2008	411,931,758	2.74%	0.42000	0.10000	0.52000	10,000 O/D
2007	400,957,245	6.48%	0.42000	0.10000	0.52000	10,000 O/D
2006	376,557,265	2.83%	0.46000	0.10000	0.56000	10,000 O/D
2005	366,208,721	9.30%	0.50000	0.10000	0.60000	10,000 O/D
2004	335,049,282	7.91%	0.50000	0.10000	0.60000	10,000 O/D
2003	310,501,847	6.88%	0.50000	0.10000	0.60000	10,000 O/D
2002	290,527,832	5.63%	0.50000	0.10000	0.60000	10,000 O/D
2001	275,035,288	9.50%	0.52000	0.10000	0.62000	10,000 O/D
2000	251,170,142	15.23%	0.57367	0.07547	0.64914	10,000 O/D
1999	217,977,950	10.11%	0.60460	0.07540	0.68000	10,000 O/D
1998	197,957,174	10.43%	0.63000	0.05000	0.68000	10,000 O/D
1997	179,258,410	3.88%	0.63000	0.05000	0.68000	10,000 O/D
1996	172,555,210	2.26%	0.62000	0.05000	0.67000	10,000 O/D
1995	168,741,080	2.08%	0.62000	0.05000	0.67000	10,000 O/D
1994	165,302,770	4.54%	0.63000	0.05000	0.68000	10,000 O/D
1993	158,130,630	3.99%	0.63000	0.05000	0.68000	10,000 O/D
1992	152,056,520	-0.53%	0.64500	0.05000	0.69500	10,000 O/D
1991	152,870,970	6.44%	0.64500	0.05000	0.69500	10,000 O/D
1990	143,620,410	4.37%	0.58940	0.05000	0.63940	10,000 O/D
1989	137,600,530	4.39%	0.60000	0.05000	0.65000	10,000 O/D
1988	131,812,280	0.42%	0.60000	0.05000	0.65000	10,000 O/D
1987	131,262,160	-8.11%	0.60000	0.05000	0.65000	10,000 O/D
1986	142,839,550	-1.02%	0.55000	0.05000	0.60000	10,000 O/D
1985	144,304,410	4.37%	0.50000	0.05000	0.55000	10,000 O/D
1984	138,265,460	-1.22%	0.50000	0.05000	0.55000	10,000 O/D
1982	139,975,940	0.00%	0.35100	0.05000	0.40100	10,000 O/D

Harris County Municipal Utility District Number 109

Tax Collector's Report 2020 Tax Levy and Adjustments as of November 30, 2020

<u>2020 Tax Rate: \$0.48 (0.315 I&S + 0.165 M&O)</u>		<u>Taxable Value</u>	<u>Tax Levy</u>
Original Tax Roll:	9/4/2020	\$583,060,683	\$2,798,691.28
Adjustments:			
Supplemental Roll #1	10/2/2020	28,816,536	138,319.37
Supplemental Roll #2	10/30/2020	12,021,745	57,704.38
Supplemental Roll #3	11/27/2020	<u>19,120,696</u>	<u>91,779.34</u>
Total Adjustments		<u>59,958,977</u>	<u>287,803.09</u>
Total Tax Levy		<u>\$643,019,660</u>	<u>\$3,086,494.37</u>

Summary of 2020 Certified Property Values:

<u>Land Value</u>	<u>Improvements</u>	<u>Personalty</u>	<u>Assessed</u>	<u>Exemptions</u>	<u>Taxable Value</u>
<u>126,734,080</u>	<u>540,198,314</u>	<u>14,820,555</u>	<u>681,752,949</u>	<u>38,733,289</u>	643,019,660
165 Accounts Remain Uncertified					<u>19,440,096</u>
Total Estimated Taxable Value					<u>662,459,756</u>

Harris County Municipal Utility District Number 109

Tax Collector's Report Tax Collections for November, 2020

<u>Property Owner</u>	<u>Account No</u>	<u>Tax Amount</u>	<u>Pen & Int</u>	<u>Atty/Cost</u>	<u>Overpaid</u>	<u>Total Pmt</u>
2020 Tax Collections:						
221 Accounts	Various Accounts	\$212,888.42	\$101.26	\$0.00	\$0.00	\$212,989.68
Spirit of Texas	Paid to MUD 386	<u>0.00</u>	<u>0.00</u>	<u>0.00</u>	<u>2,383.82</u>	<u>2,383.82</u>
Total 2020 Tax Collections		<u>\$212,888.42</u>	<u>\$101.26</u>	<u>\$0.00</u>	<u>\$2,383.82</u>	<u>\$215,373.50</u>
2019 Tax Collections:						
Lange Freddie A Estate	113-135-000-0016	\$571.74	\$125.78	\$139.50	\$0.00	\$837.02
Rodriguez Able	114-139-017-0043	204.92	45.08	50.00	0.00	300.00
Diaz Fernando G & Italia	114-350-015-0051	385.47	80.95	93.28	0.00	559.70
Burk Linda	136-080-003-0008	<u>108.61</u>	<u>22.81</u>	<u>26.28</u>	<u>0.00</u>	<u>157.70</u>
Total 2019 Tax Collections		<u>\$1,270.74</u>	<u>\$274.62</u>	<u>\$309.06</u>	<u>\$0.00</u>	<u>\$1,854.42</u>
2017 Tax Collections:						
Johnson Thomas & Barbara	108-498-000-0001	<u>\$822.12</u>	<u>\$116.47</u>	<u>\$0.00</u>	<u>\$0.00</u>	<u>\$938.59</u>
Total 2017 Tax Collections		<u>\$822.12</u>	<u>\$116.47</u>	<u>\$0.00</u>	<u>\$0.00</u>	<u>\$938.59</u>

Summary of Other Collections	<u>\$492.35</u>	<u>\$309.06</u>	<u>\$2,383.82</u>	218,166.51
Interest Earnings				<u>24.87</u>
Total Collected during Month				<u>\$218,191.38</u>

Harris County Municipal Utility District Number 109

Tax Collector's Report Taxes Receivable Detail as of November 30, 2020

<u>Property Owner</u>	<u>Account No.</u>	<u>2019 Tax</u>	<u>2018 Tax</u>	<u>2017 Tax</u>	<u>2016 Tax</u>	<u>Prior Yrs</u>
Guniganti Prabhakar	045-005-000-0125	\$0.00	\$0.81	\$0.00	\$0.00	\$0.00
D:Vineyard Travis & Danelle	102-065-000-0007	552.96	581.84	593.71	617.46	1,017.41
Extreme Remodeling LLC	102-066-000-0020	4.20	4.29	4.38	4.55	0.00
State of Texas	102-066-000-0021	0.00	1.76	0.00	0.00	0.00
Gaddis John M	102-068-000-0021	758.83	0.00	0.00	0.00	0.00
D:Catlin Steven L	102-069-000-0004	89.07	77.52	0.00	0.00	0.00
P:Sweeney Bryan A	108-492-000-0020	0.00	0.00	723.43	0.00	0.00
D:Brown-Sullinger Kelly	108-492-000-0027	718.43	758.71	774.20	735.35	762.48
D:Strengel Kris C	108-494-000-0020	747.60	859.70	868.56	816.45	4,533.36
S:Wilson Rita J	108-494-000-0037	704.47	0.00	0.00	0.00	0.00
Shankshatch Melanie A	108-497-000-0005	792.13	0.00	0.00	0.00	0.00
Wilson Dewey M	108-497-000-0032	603.40	708.16	722.61	682.71	0.00
State of Texas	108-497-000-0047	0.00	23.50	0.00	0.00	0.00
D:Johnson Thomas & Barbara	108-498-000-0001	697.91	810.27	0.00	0.00	0.00
Gardner Thomas W & Joan	108-498-000-0017	698.04	0.00	0.00	0.00	0.00
D:Key Sherry R	109-142-000-0001	484.90	360.88	123.40	0.00	0.00
S:Cruz Sara	109-142-000-0006	0.00	0.00	579.11	499.20	0.00
D:Cartwright Ed & Diane	109-142-000-0034	526.44	550.92	533.51	499.68	2,196.14
D:Brokaw Sharon	109-144-000-0002	444.96	475.30	0.00	496.33	0.00
Deutsche Bank National Tru	109-144-000-0007	660.75	0.00	0.00	0.00	0.00
S:Deyle Kurt	111-527-000-0010	611.68	576.66	210.95	0.00	0.00
Deyle Kurt	111-527-000-0013	0.00	0.00	0.00	532.95	640.96
Dupree Ruth J Estate	111-530-000-0011	518.57	0.00	0.00	0.00	0.00
Barbosa Jose A Jr & Claudia	111-766-000-0024	892.05	0.00	0.00	0.00	0.00
Brown Joseph J Jr & Caroly	113-132-000-0010	237.96	0.00	0.00	0.00	0.00
Smith James D	113-133-000-0026	576.26	0.00	0.00	0.00	0.00
Gloria Simon & Maria	113-135-000-0013	669.56	621.37	119.41	0.00	0.00
Christian William B	113-135-000-0018	687.91	0.00	0.00	0.00	0.00
Echevarria Pablo Luis	113-137-000-0014	567.29	0.00	0.00	0.00	0.00
Warmuth John J	113-142-000-0028	0.00	50.00	0.00	0.00	0.00
Bjornaas Kevin Estate	114-139-009-0007	661.00	578.20	0.00	0.00	0.00
S:Jackson Keshell	114-139-009-0015	652.30	612.80	625.31	620.03	0.00
Chicosky Gregory P	114-139-010-0017	563.41	0.00	0.00	0.00	0.00
D:Paxton Roy C & Debbie M	114-139-010-0036	379.35	0.00	188.48	0.00	0.00
Fuchs John F & Dee A	114-139-013-0040	632.04	0.00	0.00	0.00	0.00
D:Gonzalez Virginia	114-139-015-0003	487.49	527.53	488.00	0.00	0.00
Geibe Virginia	114-139-015-0004	477.24	0.00	0.00	0.00	0.00
D:Cook Julia S	114-139-015-0036	432.25	468.45	478.01	471.60	1,481.13
Seward B Randolph	114-139-017-0014	418.15	463.62	0.00	0.00	0.00
P:Rodriguez Able	114-139-017-0043	402.69	0.00	0.00	0.00	0.00
S:Tilley Mark	114-350-013-0005	196.04	0.00	0.00	0.00	0.00
Routh Ronald & Sarah	114-350-013-0028	916.52	0.00	0.00	0.00	0.00
Cruz Rosa L	114-350-015-0008	0.00	305.50	0.00	0.00	0.00
Jones Edward A & Agnes	114-350-015-0047	0.00	0.00	0.00	0.78	0.00
Diaz Fernando G & Italia	114-350-015-0051	362.72	0.00	0.00	0.00	0.00
Blow Frederick E & Cheryl	114-350-015-0118	0.00	1,036.24	1,057.39	0.00	0.00
D:Harris Virginia B	114-350-016-0083	855.21	868.88	844.16	794.67	1,857.00
State of Texas	115-346-000-0002	0.00	8.33	0.00	0.00	0.00
Mangini Debra D	115-511-021-0031	1,038.86	0.00	0.00	0.00	0.00
S:Mitchem Anna M	115-511-021-0036	1,086.42	957.26	926.80	0.00	0.00
State of Texas	115-813-000-0005	0.00	2.00	0.00	0.00	0.00
State of Texas	116-275-000-0416	0.00	91.06	0.00	0.00	0.00
Continental Land Owners	116-276-000-0312	0.48	0.49	0.00	0.00	0.00

Harris County Municipal Utility District Number 109

Tax Collector's Report Taxes Receivable Detail as of November 30, 2020

Property Owner	Account No.	2019 Tax	2018 Tax	2017 Tax	2016 Tax	Prior Yrs
Kingwood Glen HOA Inc	118-705-001-0061	0.48	0.00	0.00	0.00	0.00
Olveda Salvador	119-320-001-0004	0.00	0.00	19.59	0.00	0.00
Meglic Christina	119-320-001-0010	923.07	0.00	0.00	0.00	0.00
Harris Jack L & Diana L	119-848-003-0002	895.66	916.39	0.00	0.00	0.00
National Retail Properties LI	128-461-001-0001	3,333.81	0.00	0.00	0.00	0.00
P:Burk Linda	136-080-003-0008	1,039.18	0.00	0.00	0.00	0.00
P:Frontier Custom Builders	136-402-001-0001	3,379.24	621.32	0.00	0.00	0.00
Frontier Custom Builders Inc	136-402-001-0002	12.83	0.00	0.00	0.00	0.00
Frontier Custom Builders Inc	136-402-001-0003	11.90	0.00	0.00	0.00	0.00
P:Frontier Custom Builders	136-402-001-0005	480.00	97.05	0.00	0.00	0.00
P:Frontier Custom Builders	136-402-001-0006	480.00	97.05	0.00	0.00	0.00
P:Frontier Custom Builders	136-402-001-0007	480.00	97.05	0.00	0.00	0.00
Frontier Custom Builders Inc	136-402-001-0008	17.10	0.00	0.00	0.00	0.00
Frontier Custom Builders Inc	136-402-001-0009	17.10	0.00	0.00	0.00	0.00
P:Frontier Custom Builders	136-402-001-0010	480.00	97.05	0.00	0.00	0.00
P:Frontier Custom Builders	136-402-001-0011	480.00	97.05	0.00	0.00	0.00
P:Frontier Custom Builders	136-402-001-0012	33.78	0.00	97.04	100.14	0.00
Frontier Custom Builders Inc	136-402-001-0013	13.86	0.00	0.00	0.00	0.00
P:Frontier Custom Builders	136-402-001-0014	480.00	97.05	0.00	0.00	0.00
P:Frontier Custom Builders	136-402-001-0015	480.00	97.05	0.00	0.00	0.00
P:Frontier Custom Builders	136-402-001-0016	480.00	97.05	0.00	0.00	0.00
P:Frontier Custom Builders	136-402-001-0018	480.00	97.05	0.00	0.00	0.00
P:Frontier Custom Builders	136-402-001-0019	480.00	97.05	0.00	0.00	0.00
P:Frontier Custom Builders	136-402-001-0020	552.44	97.05	0.00	0.00	0.00
P:Frontier Custom Builders	136-402-002-0008	0.00	0.00	31.19	0.00	0.00
P:Frontier Custom Builders	136-402-002-0011	3,788.44	597.30	0.00	0.00	0.00
S:Marks Nathaniel	136-402-002-0012	368.25	375.92	0.00	0.00	0.00
State of Texas	137-755-001-0003	99.70	0.00	0.00	0.00	0.00
Wilson Monica & Willie	139-765-002-0003	132.96	0.00	0.00	0.00	0.00
Nie Xin	139-765-002-0017	132.96	0.00	0.00	0.00	0.00
Allstate Insurance Company	0435798	81.25	0.00	0.00	0.00	0.00
Sears Holdings	2048505	1,714.12	0.00	0.00	0.00	0.00
Digital Professionals Compl	2064780	21.63	21.89	22.15	22.89	44.79
Compro Tax	2128836	8.27	0.00	0.00	0.00	0.00
B & L Capital Inc	2154083	15.90	24.08	27.55	28.66	82.99
Kevin R Culp	2157330	43.58	46.42	52.56	57.45	166.38
Dupree Express Trucking	2172915	86.07	99.37	223.95	257.90	4.17
Motolease Financial LLC	2200564	21.52	0.00	0.00	0.00	0.00
ARC Insurance Agency	2209050	43.75	44.66	45.57	47.39	0.00
Jemes Lewis	2213148	31.25	39.75	89.38	99.06	0.00
Newtex Wine and Spirit	2248152	319.27	319.90	320.09	0.00	0.00
RB Mobile Repair	2274611	86.44	86.77	0.00	0.00	0.00
XCL Titling Trust	2275057	0.00	42.80	131.57	0.00	0.00
JM and MS Inc	2275721	475.71	476.44	476.50	0.00	0.00
Taquera Las Maragitas LLC	2281228	140.33	142.75	0.00	0.00	0.00
Metro PCS	2287557	45.43	45.71	0.00	0.00	0.00
Humble Kitchen & Bath Inc	2287561	110.55	110.71	0.00	0.00	0.00
Phones-R-U's Inc	2289501	54.29	54.59	0.00	0.00	0.00
Angie's Mexican & Seafood	2289580	50.80	51.79	52.77	0.00	0.00
Educational Advantage III LI	2290641	59.92	0.00	0.00	0.00	0.00
Kelly Transporation Service:	2322228	162.61	0.00	0.00	0.00	0.00
Prior Yrs Personal Property		78.73	155.67	1,248.93	1,225.13	19,895.37
Total Receivable		\$46,011.72	\$17,723.83	\$12,700.26	\$8,610.38	\$32,682.18



MUNICIPAL ACCOUNTS
& CONSULTING, L.P.

**Harris County Municipal
Utility District No. 109**

Bookkeeper's Report

December 15, 2020

Cash Flow Report - Checking Account

As of December 15, 2020

Num	Name	Memo	Amount	Balance
BALANCE AS OF 11/18/2020				\$86,932.60
Receipts				
	HC 151 Water Supply		3,089.45	
	Interest Earned on Checking		38.31	
	Accounts Receivable		96,642.00	
	Accounts Receivable		103,436.05	
	Deposit for Lee Annexation		15,000.00	
	City of Houston Rebate - September		7,243.31	
	Wire Transfer from Money Market		70,000.00	
Total Receipts				295,449.12
Disbursements				
14315	Impulse Systems, LLC	VOID: Maintenance & Repairs - (\$2,500)	0.00	
14386	Centerpoint Energy	Utilities Expense	(149.99)	
14387	Century Link	Telephone Expense	(837.74)	
14388	Hudson Energy	Utilities Expense	(8,341.09)	
14389	NHCRWA	Water Authority Fees	(101,184.00)	
14390	WCA Waste	Garbage Expense	(83.65)	
14392	Nancy Frank	Expenses	(55.20)	
14393	Cheryl C. Moore	Fees of Office - 12/15/2020	(138.52)	
14394	Chris Green	Fees of Office - 12/15/2020	(138.53)	
14395	Nancy Frank	Fees of Office - 12/15/2020	(138.52)	
14396	Owen H. Parker	Fees of Office - 12/15/2020	(138.52)	
14397	Robin Sulpizio	Fees of Office - 12/15/2020	(138.53)	
14398	Cheryl C. Moore	Expenses	(29.95)	
14399	Chris Green	Fees of Office - 11/23 & 12/7/2020 & Expenses	(341.35)	
14400	Nancy Frank	Fees of Office - 11/16/20 & Expenses	(168.48)	
14401	Owen H. Parker	Fees of Office - 11/18, 11/23, 12/7/2020 & Expens	(455.82)	
14402	Robin Sulpizio	Fees of Office - 11/16/20 & Expenses	(203.53)	
14403	Adrian & Carissa Gonzalez	Deposit Refund	(89.60)	
14404	AEL Properties, LLC	Deposit Refund	(139.66)	
14405	Andre G Constantine	Deposit Refund	(161.54)	
14406	Brunette Morris	Overpayment Refund	(23.40)	
14407	Christopher Rayburn	Deposit Refund	(25.74)	
14408	Delmi Canales	Deposit Refund	(45.26)	
14409	Jennifer Saxton	Overpayment Refund	(134.48)	
14410	Julien Jean-Joseph Marion	Deposit Refund	(85.94)	
14411	Karina Gonzalez	Deposit Refund	(140.80)	
14412	Kody Cooper	Deposit Refund	(199.14)	
14413	Patrick Jost	Deposit Refund	(35.40)	
14414	Precision Realty & Management, LLC	Overpayment Refund	(68.14)	
14415	Real Property Management	Deposit Refund	(184.60)	
14416	Remarkable Real Estate Solutions, LLC	Deposit Refund	(138.26)	
14417	Roberta Ireland	Overpayment Refund	(56.46)	
14418	Susan Booth	Deposit Refund	(20.74)	
14419	Wenda Wu Investments, LLC	Deposit Refund	(32.00)	
14420	Association of Water Board Directors	AWBD Annual Dues Renewal	(675.00)	
14421	Atascocita Joint Operations Board	Schedule B & C Costs	(42,852.61)	
14422	BGE, Inc.	Engineering Fees	(4,834.85)	
14423	CDC Unlimited, LLC	Mowing Expense	(2,929.00)	
14424	Chlorinator Maint. Co., Inc.	Maintenance & Repairs	(2,378.90)	
14425	DXI Industries	Chemical Expenses	(797.42)	

Cash Flow Report - Checking Account

As of December 15, 2020

Num	Name	Memo	Amount	Balance
Disbursements				
14426	Generator Service	Maintenance & Repairs	(771.25)	
14427	GM Inspection Services	Repairs & Maintenance	(1,000.00)	
14428	Harris County Treasurer	Patrol Services	(12,094.00)	
14429	Municipal Accounts & Consulting, L.P.	Bookkeeping Fees	(2,038.59)	
14430	Napco Chemicals	Chemicals Expense	(3,367.00)	
14431	National Fence Company	Maintenance & Repairs	(3,660.00)	
14432	Norton Rose Fulbright US LLP	Legal Fees	(5,749.33)	
14433	Source Point Solutions	Repairs & Maintenance	(6,651.00)	
14434	Today's Integration	Security Monitoring	(334.00)	
14435	Water Utility Services, Inc.	Laboratory Fees	(315.00)	
14436	WCA Waste	Garbage Expense	(83.65)	
14437	WWWMS	Maintenance and Operations	(53,743.14)	
14438	Centerpoint Energy	Utilities Expense	0.00	
14439	Century Link	Telephone Expense	0.00	
14440	Hudson Energy	Utilities Expense	0.00	
14441	NHCRWA	Water Authority Fees	0.00	
14442	WCA Waste	Garbage Expense	0.00	
14443	Impulse Systems, LLC	Maintenance & Repairs	(2,500.00)	
Fee	BBVA	Service Charge	(18.00)	
Ret Ck	BBVA	Customer Returned Check (1)	(58.40)	
Total Disbursements				(260,975.72)
BALANCE AS OF 12/15/2020				\$121,406.00

Harris County MUD No 109 - CPF
Cash Flow Report - Checking Account
 As of December 15, 2020

Num	Name	Memo	Amount	Balance
BALANCE AS OF 11/18/2020				\$300.00
Receipts				
	Interest Earned on Checking		2.21	
	Transfer from Money Market - Series 2017		8,126.50	
Total Receipts			<u>8,128.71</u>	8,128.71
Disbursements				
1090	BGE, Inc.	Engineering Fees	(8,050.00)	
1091	Municipal Accounts & Consulting, L.P.	Update CPF Analysis	(76.50)	
Fee	BBVA	Service Charge	(2.21)	
Total Disbursements			<u>(8,128.71)</u>	<u>(8,128.71)</u>
BALANCE AS OF 12/15/2020				\$300.00

Account Balances

As of December 15, 2020

Financial Institution (Acct Number)	Issue Date	Maturity Date	Interest Rate	Account Balance	Notes
Fund: Operating					
Certificates of Deposit					
BANCORPSOUTH (XXXX7126)	12/21/2019	12/22/2020	2.05 %	240,000.00	
TEXAS CAPITAL BANK (XXXX0459)	01/13/2020	01/12/2021	1.65 %	240,000.00	
FRONTIER BANK (XXXX2232)	01/17/2020	01/16/2021	1.90 %	240,000.00	
SOUTH STAR BANK (XXXX0129)	02/19/2020	02/19/2021	1.75 %	240,000.00	
LONE STAR BANK (XXXX2426)	02/28/2020	02/27/2021	1.98 %	240,000.00	
ALLEGIANCE BANK (XXXX0213)	04/22/2020	04/22/2021	0.85 %	240,000.00	
VERITEX COMMUNITY BANK (XXXX0447)	11/24/2020	11/24/2021	0.40 %	240,000.00	
Money Market Funds					
TEXAS CLASS (XXXX0001)	03/22/2017		0.13 %	2,230,890.34	
Checking Account(s)					
BBVA USA-CHECKING (XXXX6351)			0.15 %	121,406.00	Checking Account
Totals for Operating Fund:				\$4,032,296.34	
Fund: Capital Projects					
Money Market Funds					
TEXAS CLASS (XXXX0002)	03/22/2017		0.13 %	2,464,021.38	Series 2017
Checking Account(s)					
BBVA USA-CHECKING (XXXX7755)			0.15 %	300.00	Checking Account
Totals for Capital Projects Fund:				\$2,464,321.38	
Fund: Debt Service					
Certificates of Deposit					
PIONEER BANK-DEBT (XXXX2151)	03/19/2020	03/19/2021	1.14 %	240,000.00	
FRONTIER BANK - DEBT (XXXX2636)	11/03/2020	08/30/2021	0.40 %	240,000.00	
THIRD COAST BANK-DEBT (XXXX6273)	09/21/2020	09/21/2021	0.75 %	240,000.00	
SOUTH STAR BANK-DEBT (XXXX0072)	09/19/2020	09/22/2021	0.60 %	240,000.00	
Money Market Funds					
BBVA USA-DEBT (XXXX7305)	02/15/2017		0.10 %	1,316.66	
TEXAS CLASS (XXXX0003)	03/22/2017		0.13 %	61,734.79	
Totals for Debt Service Fund:				\$1,023,051.45	
Grand total for Harris County MUD No. 109:				\$7,519,669.17	

Harris County MUD 109
Capital Projects Fund Breakdown
December 15, 2020

Net Proceeds for All Bond Issues

Receipts

Series 2017 - Bond Proceeds	\$12,100,000.00
Series 2017 - Interest Earnings	237,041.46

Disbursements

Series 2017 - Disbursements (Attached)	(9,872,720.08)
--	----------------

Total Cash Balance	<u><u>\$2,464,321.38</u></u>
---------------------------	-------------------------------------

Balances by Account

Checking - Compass Bank (3518)	\$300.00
Series 2017 MM - Texas Class (0002)	2,464,021.38

Total Cash Balance	<u><u>\$2,464,321.38</u></u>
---------------------------	-------------------------------------

Balances by Bond Series

Series 2017 - Bond Proceeds	\$2,464,321.38
-----------------------------	----------------

Total Cash Balance	<u><u>\$2,464,321.38</u></u>
---------------------------	-------------------------------------

Remaining Costs/Surplus By Bond Series

Series 2017 - Remaining Costs	\$1,722,202.21
Proposed Surplus Project - WP 2 Expansion	742,119.17
Total Amount in Remaining Costs	<u><u>\$2,464,321.38</u></u>

Total Surplus & Interest Balance	\$0.00
---	--------

Total Remaining Costs/Surplus	<u><u>\$2,464,321.38</u></u>
--------------------------------------	-------------------------------------

HARRIS COUNTY MUD 109
\$12,100,000 SERIES 2017
COST COMPARISON

<u>CONSTRUCTION COSTS</u>	<u>USE OF PROCEEDS</u>	<u>ACTUAL COSTS</u>	<u>REMAINING COSTS</u>	<u>VARIANCE (OVER)/UNDER</u>
A. Developer Items				
1. Rivergrove, Section 1 - Water, Wastewater & Drainage	191,360.00	191,359.51	0.00	0.00
2. Rivergrove, Section 2 - Water, Wastewater & Drainage	125,139.00	125,139.00	0.00	0.00
3. Rivergrove, Section 3 - Water, Wastewater & Drainage	353,345.00	353,344.99	0.00	0.00
4. Rivergrove, Section 4 - Water, Wastewater & Drainage	881,359.00	881,359.20	0.00	0.00
5. Rivergrove Drainage Swales	52,480.00	52,479.50	0.00	0.00
6. Rivergrove, Section 5 - Water, Wastewater & Drainage	668,281.00	603,157.27	0.00	65,123.73
7. Rivergrove, Section 6 - Water, Wastewater & Drainage	427,157.00	403,019.99	0.00	24,137.01
8. Rivergrove Clearing and Grubbing, Sections 1 & 2	33,135.00	33,135.00	0.00	0.00
9. Rivergrove Clearing and Grubbing, Section 3	15,524.00	15,524.00	0.00	0.00
10. Rivergrove Clearing and Grubbing, Section 4	20,155.00	20,154.50	0.00	0.00
11. Rivergrove Clearing and Interim Drainage, Sections 5-6	84,391.00	84,391.25	0.00	0.00
12. Kings Lake Estates Section 8 - Water, Wastewater & Drainage	1,851,399.00	1,851,398.80	0.00	0.00
13. Stormwater Pollution Prevention Plans	206,123.00	134,172.92	0.00	71,950.08
14. Geotechnical Reports and Materials Testing	124,233.00	80,105.42	0.00	44,127.58
15. Contingency	109,543.00	58,257.52	0.00	51,285.48
16. Engineering Fees	706,603.00	706,603.00	0.00	0.00
17. Rivergrove Due Diligence	34,023.00	34,023.41	0.00	0.00
Subtotal Developer Items	<u>5,884,250.00</u>	<u>5,627,625.28</u>	<u>0.00</u>	<u>256,623.88</u>
B. District Items				
1. Kings Lake Estates Lift Station No. 2 Improvements	371,240.00	362,689.62	0.00	8,550.38
2. Kings Lake Estates Lift Station No. 3	460,869.00	417,828.05	0.00	43,040.95
3. Water Plant No. 1 Elevated Storage Tank Recoating	500,000.00	500,000.00	0.00	0.00
4. Water Plant No. 2 Elevated Storage Tank Recoating	500,000.00	500,000.00	0.00	0.00
5. Water Plant No. 2 Buildout	1,600,000.00	0.00	1,600,000.00	0.00
6. Contingencies (10% of Items 1, 3-5)	297,124.00	250,678.85	46,445.15	0.00
7. Engineering (20.89% of Items 1-2)	173,812.00	160,240.92	0.00	13,571.08
8. Engineering (15% of Items 3-5)	390,000.00	314,242.94	75,757.06	0.00
Subtotal District Items	<u>4,293,045.00</u>	<u>2,505,680.38</u>	<u>1,722,202.21</u>	<u>65,162.41</u>
TOTAL CONSTRUCTION COSTS	<u>10,177,295.00</u>	<u>8,133,305.66</u>	<u>1,722,202.21</u>	<u>321,786.29</u>
<u>NON-CONSTRUCTION COSTS</u>				
A. Legal Fees	231,000.00	231,000.00	0.00	0.00
B. Fiscal Agent Fees	242,000.00	242,000.00	0.00	0.00
C. Interest				
1. Capitalized Interest (1 year @ 4.50%)	396,191.00	396,191.41	0.00	0.00
2. Developer Interest	383,273.00	383,272.81	0.00	0.19
D. Bond Discount (3.00%)	262,563.00	262,563.40	0.00	0.00
E. Bond Issuance Expenses	28,854.00	28,854.00	0.00	0.00
F. Attorney General Fee	9,500.00	9,500.00	0.00	0.00
G. TCEQ Bond Issuance Fee	30,250.00	30,250.00	0.00	0.00
H. Bond Application Report Cost	45,000.00	45,000.00	0.00	0.00
I. Rivergrove Studies	45,328.00	45,328.00	0.00	0.00
J. Contingency	248,746.00	65,454.80	0.00	183,291.20
TOTAL NON-CONSTRUCTION COSTS	<u>1,922,705.00</u>	<u>1,739,414.42</u>	<u>0.00</u>	<u>183,291.39</u>
TOTAL BOND ISSUE REQUIREMENT	<u>12,100,000.00</u>	<u>9,872,720.08</u>	<u>1,722,202.21</u>	<u>505,077.68</u>

Interest Earned 237,041.46

Total Surplus & Interest 742,119.17

Total Remaining Bond Funds 2,464,321.38

Harris County MUD No 109 - GOF
Actual vs. Budget Comparison

November 2020

		November 2020			June 2020 - November 2020			Annual
		Actual	Budget	Over/(Under)	Actual	Budget	Over/(Under)	Budget
Revenues								
14110	Water - Customer Service Revenue	41,304	40,000	1,304	283,187	317,000	(33,813)	559,000
14112	Surface Water - Reserve	90,411	78,000	12,411	645,076	636,000	9,076	1,116,000
14140	Connection Fees	600	2,167	(1,567)	5,700	13,000	(7,300)	26,000
14150	Tap Connections	0	0	0	0	0	0	31,650
14210	Sewer - Customer Service Fee	51,991	53,500	(1,509)	320,762	321,000	(238)	642,000
14220	Inspection Fees	761	2,000	(1,239)	4,596	12,000	(7,404)	24,000
14310	Penalties & Interest	934	6,750	(5,816)	929	40,500	(39,571)	81,000
14330	Miscellaneous Income	0	100	(100)	2,330	600	1,730	1,200
14340	COH Rebate	6,552	5,917	635	40,933	35,500	5,433	71,000
14350	Maintenance Tax Collections	0	0	0	91,429	91,000	429	1,004,500
14370	Interest Earned on Temp. Invest	303	3,664	(3,361)	25,538	21,983	3,555	43,965
14380	Interest Earned on Checking	38	50	(12)	198	300	(102)	600
14650	Water Sales to HC 151	796	700	96	5,242	4,200	1,042	8,400
Total Revenues		193,690	192,847	843	1,425,919	1,493,082	(67,163)	3,609,315
Expenditures								
16010	Operations - Water	6,915	6,942	(27)	41,529	41,650	(121)	83,300
16030	Operations - Sewer	2,277	2,292	(14)	13,691	13,750	(59)	27,500
16110	Tap Connection Expense	0	0	0	0	0	0	15,825
16120	Surface Water Fee	101,184	78,000	23,184	734,263	636,000	98,263	1,116,000
16130	Maintenance & Repairs - Water	27,300	39,217	(11,917)	234,814	235,300	(486)	470,600
16140	Chemicals - Water	4,044	2,242	1,803	25,159	13,450	11,709	26,900
16150	Laboratory Expense - Water	315	417	(102)	1,930	2,500	(570)	5,000
16160	Utilities	0	8,350	(8,350)	47,530	50,100	(2,570)	100,200
16180	Reconnections	500	892	(392)	4,210	5,350	(1,140)	10,700
16190	Disconnect Expense	0	283	(283)	60	1,700	(1,640)	3,400
16200	Mowing - Water	1,465	1,067	398	7,220	6,400	820	12,800
16210	Inspection Expense	0	1,033	(1,033)	840	6,200	(5,360)	12,400
16220	Purchase Sewer Service	43,057	34,237	8,819	257,623	205,424	52,199	410,848
16230	Maintenance & Repairs - Sewer	19,941	19,367	574	127,509	116,200	11,309	232,400
16240	Chemicals - Sewer	0	0	0	372	0	372	0
16250	Lab Fees - Sewer	0	167	(167)	530	1,000	(470)	2,000
16280	Mowing - Sewer	1,465	1,067	398	7,220	6,400	820	12,800
16320	Arbitrage Expense	0	0	0	400	400	0	3,250
16327	TCEQ Fees	0	0	0	0	0	0	3,500
16330	Legal Fees	4,350	4,167	183	24,030	25,000	(970)	50,000
16340	Auditing Fees	0	0	0	16,250	15,900	350	15,900
16350	Engineering Fees	4,151	6,667	(2,515)	35,813	40,000	(4,187)	80,000
16354	GIS Expense	0	167	(167)	0	1,000	(1,000)	2,000
16360	Garbage Expense	167	267	(99)	2,153	1,600	553	3,200
16380	Permit Expense	7,017	7,200	(183)	7,017	7,200	(183)	7,200
16390	Telephone Expense	0	850	(850)	4,205	5,100	(895)	10,200
16420	Service Account Collection	2,320	2,217	103	11,357	13,300	(1,943)	26,600
16430	Bookkeeping Fees	1,847	2,400	(553)	18,078	17,700	378	33,500
16460	Printing & Office Supplies	2,239	2,408	(169)	15,611	14,450	1,161	28,900
16470	Filing Fees	0	8	(8)	0	50	(50)	100
16480	Delivery Expense	6	33	(27)	72	200	(128)	400
16520	Postage	2,791	2,583	208	16,585	15,500	1,085	31,000
16530	Insurance & Surety Bond	0	0	0	0	0	0	30,400
16540	Travel Expense	0	183	(183)	28	1,100	(1,072)	2,200
16550	Website Expense	0	0	0	375	400	(25)	900
16560	Miscellaneous Expense	440	567	(127)	2,024	3,400	(1,376)	6,800

Harris County MUD No 109 - GOF
Actual vs. Budget Comparison

November 2020

	November 2020			June 2020 - November 2020			Annual	
	Actual	Budget	Over/(Under)	Actual	Budget	Over/(Under)	Budget	
Expenditures								
16570	AWBD Expense	0	0	0	2,045	2,000	45	7,800
16580	Bank Fees	18	19	(1)	108	115	(7)	230
16590	Security Monitoring	334	1,792	(1,458)	12,558	10,750	1,808	21,500
16592	Security Patrol Expense	12,092	12,092	0	72,552	72,550	2	145,100
16600	Payroll Expenses	2,422	1,858	564	11,949	11,150	799	22,300
Total Expenditures		<u>248,656</u>	<u>241,048</u>	<u>7,608</u>	<u>1,757,706</u>	<u>1,600,289</u>	<u>157,418</u>	<u>3,075,653</u>
Other Revenues								
14000	Transfer From Construction	0	0	0	97,450	55,900	41,550	55,900
14720	Transfer from Operating Reserve	0	0	0	0	0	0	1,433,720
Total Other Revenues		<u>0</u>	<u>0</u>	<u>0</u>	<u>97,450</u>	<u>55,900</u>	<u>41,550</u>	<u>1,489,620</u>
Other Expenditures								
17000	Capital Outlay	684	700	(16)	7,340	7,300	40	2,023,282
Total Other Expenditures		<u>684</u>	<u>700</u>	<u>(16)</u>	<u>7,340</u>	<u>7,300</u>	<u>40</u>	<u>2,023,282</u>
Excess Revenues (Expenditures)		<u>(\$55,650)</u>	<u>(\$48,901)</u>	<u>(\$6,749)</u>	<u>(\$241,677)</u>	<u>(\$58,606)</u>	<u>(\$183,071)</u>	<u>\$0</u>

Balance Sheet

As of November 30, 2020

Nov 30, 20

ASSETS

Current Assets

Checking/Savings

11100 · Cash in Bank

288,935

Total Checking/Savings

288,935

Other Current Assets

11300 · Time Deposits

3,980,890

11500 · Accounts Receivable

238,365

11520 · Maintenance Tax Receivable

59,522

11580 · Accrued Interest

25,896

11720 · Due From COH

19,202

11750 · Due From Tax Account

494,203

11920 · Reserve in A.C.P.

216,069

Total Other Current Assets

5,034,146

Total Current Assets

5,323,082

TOTAL ASSETS

5,323,082

LIABILITIES & EQUITY

Liabilities

Current Liabilities

Accounts Payable

12000 · Accounts Payable

176,494

Total Accounts Payable

176,494

Other Current Liabilities

12080 · Deferred Taxes

59,522

12100 · Payroll Liabilities

574

12610 · Customer Meter Deposits

263,606

12760 · Due to TCEQ

2,272

12770 · Unclaimed Property

771

12787 · Lee Annexation

(2,309)

12788 · Barents Annexation

(26,924)

12790 · Country Scramble

(15,111)

Total Other Current Liabilities

282,401

Total Current Liabilities

458,895

Total Liabilities

458,895

Equity

13010 · Unallocated Fund Balance

5,105,864

Net Income

(241,677)

Total Equity

4,864,186

TOTAL LIABILITIES & EQUITY

5,323,082

District Debt Service Payments

12/01/2020 - 12/01/2021

Paying Agent	Series	Date Due	Date Paid	Principal	Interest	Total Due
Debt Service Payment Due 04/01/2021						
Bank of New York	2011 - Refunding	04/01/2021		0.00	40,500.00	40,500.00
Bank of New York	2013 - Refunding	04/01/2021		0.00	61,625.00	61,625.00
Regions Bank	2015 - Refunding	04/01/2021		0.00	72,122.40	72,122.40
Bank of New York	2017 - WS&D	04/01/2021		0.00	190,171.88	190,171.88
			Total Due 04/01/2021	0.00	364,419.28	364,419.28
Debt Service Payment Due 10/01/2021						
Bank of New York	2011 - Refunding	10/01/2021		580,000.00	40,500.00	620,500.00
Bank of New York	2013 - Refunding	10/01/2021		105,000.00	61,625.00	166,625.00
Regions Bank	2015 - Refunding	10/01/2021		70,000.00	72,122.40	142,122.40
Bank of New York	2017 - WS&D	10/01/2021		380,000.00	190,171.88	570,171.88
			Total Due 10/01/2021	1,135,000.00	364,419.28	1,499,419.28
			District Total	\$1,135,000.00	\$728,838.56	\$1,863,838.56

Harris County MUD No 109 - GOF

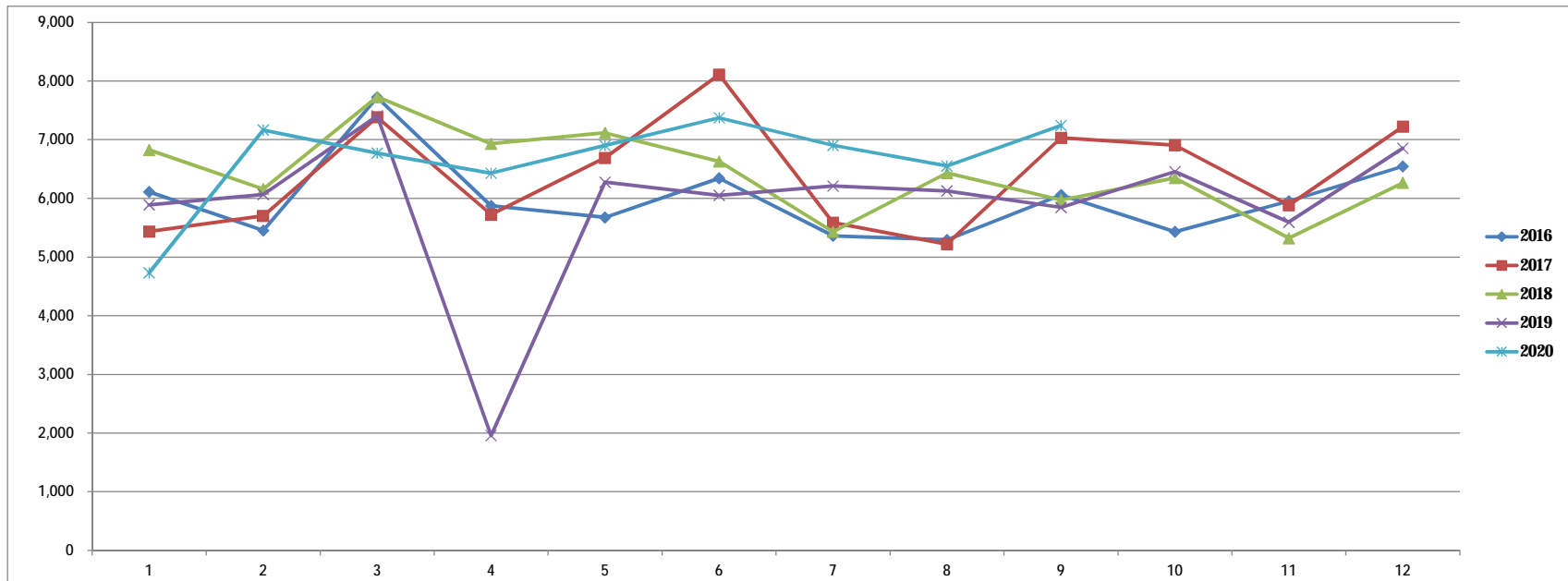
Annexations

All Transactions

Date	Num	Name	Memo	Debit	Credit	Balance
12787 · Lee Annexation						
04/26/2019	JE		Deposit for Annexation		15,000.00	15,000.00
05/31/2019	5-190176	BGE, Inc.	Engineering Fees - Annexation No. 11	984.83		14,015.17
06/30/2019	6-190136	BGE, Inc.	Engineering Fees - Annexation No. 11	3,418.23		10,596.94
07/31/2019	7-190471	BGE, Inc.	Engineering Fees - Annexation No. 11	1,887.45		8,709.49
07/31/2019	9495136631	Norton Rose Fulbright US LLP	Legal Fees	172.50		8,536.99
08/31/2019	191647	The Research Staff, Inc.	Title Report - Annexation	80.00		8,456.99
08/31/2019	PS119001733	Harris County Appraisal District	Certificate of Ownership - Annexation	5.00		8,451.99
08/31/2019	8-190493	BGE, Inc.	Engineering Fees - Annexation No. 11	398.44		8,053.55
08/31/2019	9495142345	Norton Rose Fulbright US LLP	Legal Fees	702.50		7,351.05
09/30/2019	9495149477	Norton Rose Fulbright US LLP	Legal Fees	143.75		7,207.30
10/31/2019	10-190502	BGE, Inc.	Engineering Fees - Annexation No. 11	273.44		6,933.86
10/31/2019	9495155990	Norton Rose Fulbright US LLP	Legal Fees - Annexation	1,548.75		5,385.11
11/30/2019	11-190054	BGE, Inc.	Engineering Fees - Annexation No. 11	2,167.95		3,217.16
11/30/2019	9495163224	Norton Rose Fulbright US LLP	Legal Fees	742.50		2,474.66
12/31/2019	12-190187	BGE, Inc.	Engineering Fees - Annexation No. 11	1,289.06		1,185.60
12/31/2019	9495170944	Norton Rose Fulbright US LLP	Legal Fees - Annexation	496.18		689.42
01/31/2020	9495175858	Norton Rose Fulbright US LLP	Legal Fees - Annexation	270.00		419.42
02/29/2020	2-200558	BGE, Inc.	Engineering Fees - Annexation No. 11	195.31		224.11
02/29/2020	9495182734	Norton Rose Fulbright US LLP	Legal Fees - Annexation	270.00		-45.89
04/30/2020	9495196527	Norton Rose Fulbright US LLP	Legal Fees - Annexation	360.00		-405.89
06/30/2020	9495209384	Norton Rose Fulbright US LLP	Legal Fees - Annexation	90.00		-495.89
07/31/2020	9495216040	Norton Rose Fulbright US LLP	Legal Fees - Annexation	0.00		-495.89
08/31/2020	9495222409	Norton Rose Fulbright US LLP	11th Annexation	691.35		-1,187.24
09/30/2020	9495231141	Norton Rose Fulbright US LLP	11th Annexation	71.39		-1,258.63
10/31/2020	9495236610	Norton Rose Fulbright US LLP	11th Annexation	0.00		-1,258.63
11/30/2020	9495244364	Norton Rose Fulbright US LLP	11th Annexation	1,050.00		-2,308.63
12/02/2020	JE		Deposit for Annexation		15,000.00	12,691.37
Total 12787 · Lee Annexation				17,308.63	30,000.00	12,691.37
12788 · Barents Annexation						
08/31/2019	Rcpt	BBVA	Barents Annexation Deposit - Ida Gilbert		5,000.00	5,000.00
08/31/2019	Rcpt	BBVA	Barents Annexation Deposit - GAP Plumbin...		5,000.00	10,000.00
08/31/2019	9495142345	Norton Rose Fulbright US LLP	Legal Fees	322.50		9,677.50
09/03/2019	Rcpt	BBVA	Barents Annexation Deposit - Champ Auto ...		5,000.00	14,677.50
09/30/2019	9-190038	BGE, Inc.	Engineering Fees - Annexation No. 12	1,205.47		13,472.03
09/30/2019	9495149477	Norton Rose Fulbright US LLP	Legal Fees	143.75		13,328.28
10/31/2019	9495155990	Norton Rose Fulbright US LLP	Legal Fees - Annexation	517.50		12,810.78
10/31/2019	10-190504	BGE, Inc.	Engineering Fees - Annexation No. 12	6,362.73		6,448.05
11/30/2019	11-190056	BGE, Inc.	Engineering Fees - Annexation No. 12	3,448.57		2,999.48
11/30/2019	9495163224	Norton Rose Fulbright US LLP	Legal Fees	146.25		2,853.23
12/31/2019	12-190189	BGE, Inc.	Engineering Fees - Annexation No. 12	2,516.81		336.42
12/31/2019	9495170944	Norton Rose Fulbright US LLP	Legal Fees - Annexation	1,350.00		-1,013.58
01/31/2020	1-200553	BGE, Inc.	Engineering Fees - Annexation No. 12	292.97		-1,306.55
01/31/2020	9495175858	Norton Rose Fulbright US LLP	Legal Fees - Annexation	0.00		-1,306.55
02/29/2020	2-200560	BGE, Inc.	Engineering Fees - Annexation No. 12	2,171.88		-3,478.43
02/29/2020	2-200525	BGE, Inc.	Engineering Fees - Barents Drive LS Feasibil...	2,762.20		-6,240.63
02/29/2020	9495182734	Norton Rose Fulbright US LLP	Legal Fees - Annexation	0.00		-6,240.63
03/31/2020	3-200228	BGE, Inc.	Engineering Fees - Barents Drive LS Feasibil...	454.00		-6,694.63
04/30/2020	4-200364	BGE, Inc.	Engineering Fees - Annexation No. 12	2,332.65		-9,027.28
04/30/2020	4-200354	BGE, Inc.	Engineering Fees - Barents Drive LS Feasibil...	3,165.61		-12,192.89
04/30/2020	9495196527	Norton Rose Fulbright US LLP	Legal Fees - Annexation	0.00		-12,192.89
05/31/2020	5-200205	BGE, Inc.	Engineering Fees - Barents Drive LS Feasibil...	883.59		-13,076.48
06/30/2020	6-200423	BGE, Inc.	Engineering Fees - Barents Drive LS Feasibil...	1,953.10		-15,029.58
06/30/2020	9495209384	Norton Rose Fulbright US LLP	Legal Fees - Annexation	978.75		-16,008.33
07/31/2020	7-200217	BGE, Inc.	Engineering Fees - Barents Drive LS Feasibil...	390.62		-16,398.95
07/31/2020	9495216040	Norton Rose Fulbright US LLP	Legal Fees - Annexation	243.75		-16,642.70
08/31/2020	9495222409	Norton Rose Fulbright US LLP	12th Annexation	3,286.35		-19,929.05
09/30/2020	9495231141	Norton Rose Fulbright US LLP	12th Annexation	71.39		-20,000.44
09/30/2020	9-200986	BGE, Inc.	Engineering Fees - Barents Drive LS Feasibil...	2,700.00		-22,700.44
10/31/2020	9495236610	Norton Rose Fulbright US LLP	12th Annexation	341.25		-23,041.69
10/31/2020	10-200304	BGE, Inc.	Engineering Fees - Barents Drive LS Feasibil...	3,631.88		-26,673.57
11/30/2020	9495244364	Norton Rose Fulbright US LLP	12th Annexation	250.00		-26,923.57
Total 12788 · Barents Annexation				41,923.57	15,000.00	-26,923.57
12790 · Country Scramble						
02/29/2020	2-200526	BGE, Inc.	Engineering Fees - Country Scramble	13,193.61		-13,193.61
03/31/2020	3-200229	BGE, Inc.	Engineering Fees - Country Scramble	585.93		-13,779.54
04/30/2020	4-200355	BGE, Inc.	Engineering Fees - Country Scramble	355.31		-14,134.85
05/31/2020	5-200206	BGE, Inc.	Engineering Fees - Country Scramble	390.62		-14,525.47
06/30/2020	6-200424	BGE, Inc.	Engineering Fees - Country Scramble	195.31		-14,720.78
07/31/2020	7-200218	BGE, Inc.	Engineering Fees - Country Scramble	390.62		-15,111.40
Total 12790 · Country Scramble				15,111.40	0.00	-15,111.40
TOTAL				74,343.60	45,000.00	-29,343.60

Harris County MUD No. 109 Sales Tax Revenue History

Year	January	February	March	April	May	June	July	August	September	October	November	December	Total
2016	6,112	5,452	7,722	5,873	5,676	6,344	5,364	5,293	6,058	5,431	5,954	6,546	71,825
2017	5,434	5,703	7,385	5,723	6,692	8,112	5,584	5,221	7,033	6,909	5,885	7,225	76,905
2018	6,828	6,158	7,730	6,930	7,116	6,632	5,430	6,434	5,972	6,345	5,322	6,267	77,163
2019	5,893	6,065	7,408	1,957	6,274	6,053	6,211	6,128	5,846	6,457	5,596	6,855	70,743
2020	4,731	7,165	6,772	6,430	6,900	7,374	6,906	6,552	7,243				60,073
Total	\$38,297	\$39,713	\$49,919	\$33,893	\$38,618	\$54,055	\$39,867	\$40,932	\$45,230	\$37,408	\$33,173	\$38,508	\$489,614



**Harris County MUD 109
Cash Flow Forecast**

	<u>May-21</u>	<u>May-22</u>	<u>May-23</u>	<u>May-24</u>	<u>May-25</u>
Assessed Value	\$641,529,911	\$641,529,911	\$641,529,911	\$641,529,911	\$641,529,911
Maintenance Tax Rate	\$0.1650	\$0.1650	\$0.1650	\$0.1650	\$0.1650
Maintenance Tax	\$1,037,354	\$1,037,354	\$1,037,354	\$1,037,354	\$1,037,354
% Change in Water Rate		1.00%	1.00%	1.00%	1.00%
% Change in Sewer Rate		3.00%	3.00%	3.00%	3.00%
% Change in NHCRWA		10.00%	10.00%	10.00%	10.00%
% Change in Expenses		5.00%	5.00%	5.00%	5.00%
Beginning Cash Balance	\$4,657,758	\$3,563,226	\$3,264,901	\$3,134,243	\$2,931,865
<u>Revenues</u>					
Maintenance Tax	\$1,004,500	\$1,037,354	\$1,037,354	\$1,037,354	\$1,037,354
Water Revenue	559,000	564,590	570,236	575,938	581,698
Sewer Revenue	642,000	661,260	681,098	701,531	722,577
NHCRWA Revenue	1,116,000	1,147,806	1,262,587	1,388,845	1,527,730
Additional Revenue	343,715	360,901	378,946	397,893	417,788
	<u>\$3,665,215</u>	<u>\$3,771,911</u>	<u>\$3,930,220</u>	<u>\$4,101,561</u>	<u>\$4,287,146</u>
<u>Expenses</u>					
NHCRWA Expense	\$1,116,000	\$1,227,600	\$1,350,360	\$1,485,396	\$1,633,936
Other Expenses	1,959,653	2,057,636	2,160,517	2,268,543	2,381,970
	<u>\$3,075,653</u>	<u>\$3,285,236</u>	<u>\$3,510,877</u>	<u>\$3,753,939</u>	<u>\$4,015,906</u>
Net Surplus	\$589,562	\$486,675	\$419,343	\$347,622	\$271,240
<u>Other Revenues/Expenses</u>					
WP 1 Booster Pump Improvements	\$0	\$100,000	\$0	\$0	\$0
WP 1 Well Rehab & Motor Replacement	0	0	0	200,000	0
WP 1 Electrical Control Improvements	0	0	0	250,000	210,000
WP 1 GST 1 Replacement	0	0	250,000	0	0
WP 2 Expansion	372,000	0	0	0	0
WP 2 Well Rehab & Motor Replacement	170,000	0	0	0	200,000
Lift Station No. 1	50,000	205,000	0	0	0
Lift Station No. 3	0	125,000	0	0	0
Lift Station No. 5	0	115,000	0	0	0
Barents Dr Lift Station No. 6	250,000	0	0	0	0
HC 46 Water Interconnect	0	0	0	50,000	0
FM 1960 Utility Relocation	792,094	0	0	0	0
Manholes Valve Rehab	0	0	250,000	0	0
Manholes Survey	0	120,000	0	0	0
Water Valve Survey	0	70,000	0	0	0
Capital Outlay - AJOB	50,000	50,000	50,000	50,000	50,000
Transfer from Construction Fund	(97,450)	0	0	0	0
	<u>\$1,684,094</u>	<u>\$785,000</u>	<u>\$550,000</u>	<u>\$550,000</u>	<u>\$460,000</u>
Construction Surplus	\$0	\$0	\$0	\$0	\$0
Ending Cash Balance	<u>\$3,563,226</u>	<u>\$3,264,901</u>	<u>\$3,134,243</u>	<u>\$2,931,865</u>	<u>\$2,743,105</u>
Operating Reserve % of Exp <i>(Ideal is at least 100%)</i>	115.85%	99.38%	89.27%	78.10%	68.31%
Remaining Bonding Capacity - \$12,950,000					

Harris County MUD No. 109

2021 AWBD Mid-Winter Conference Friday, January 29 - Saturday, January 30, 2021 JW Marriott - Austin, TX

***** Virtual Conference Only *****

DIRECTOR		CONFERENCE REGISTRATION		ADVANCE	PRIOR CONFERENCE EXPENSES
Name	Attending	Online	Paid	Paid	Paid
Cheryl Moore	Yes	Yes	Yes		Yes
Chris Green	Yes	Yes	Yes		Yes
Nancy Frank	Yes	Yes	Yes		Yes
Owen Parker	Yes	Yes	Yes		Yes
Robin Sulpizio	Yes	Yes	Yes		Yes

Note: Register on-line www.awbd-tx.org (For log in assistance, contact Taylor Cavnar: tcavnar@awbd-tx.org)

This page only confirms registration for the conference, not hotel registrations.

All hotel reservations are the sole responsibility of each attendee.

Your conference registration confirmation will contain a housing reservation request web link.

The link will require the registration number from your conference registration before you can reserve a room.

All requests for an advance of funds must be sent via email to the bookkeeper within 30 days of conference.

VIRTUAL REGISTRATION DATES:

Regular Registration:	Begins	10/01/20	\$230
Late Registration:	Begins	12/17/20	\$330

CANCELLATION POLICY:

All cancellations must be made in writing.

A \$50.00 administrative fee is assessed for each conference registration cancelled on or before 12/16/2020.

There will be no refunds after 12/16/2020.

All registrations are non-transferable.

HOUSING INFORMATION:

Hotel reservations are only available to attendees who are registered with AWBD-TX for the Conference.

If you have questions, please call Taylor Cavnar or Sara Albright at (281) 350-7090.

***** AWBD will email attendees registered for the in-person conference. ***
Attendees wanting to change their registration to virtual must follow the email instructions.**



ENGINEERING REPORT

Date: December 14, 2020
To: Harris County MUD No. 109 Board of Directors
From: Bill Kotlan, P.E.
District Engineer

6. Review Engineer's Report, including approval of pay estimates, authorization of change orders to pending construction contracts, and authorization of capacity commitments:

a. Stormwater Quality Permit Renewals: Harris County is reviewing permit submittals

b. Water Plant No. 1 EST Rehabilitation: Warranty review date 10/14/2021.

c. Utility Relocations related to FM 1960 Widening: Update

We have revised and resubmitted the utility agreement to TxDOT. They are under construction with project, but we are still waiting on final approval of the agreements.

d. Water Plant No. 2 Expansion

We have received approval from Harris County and are still waiting on city of Houston approval.

e. Barents Drive Lift Station

Working on force main easement.

f. Water Line Extension (Annexation 11)

Working on easements for obtaining an easement from Darrell Ashley (Dirt Cheap).

g. Wastewater Treatment Plant

Working on sluice gate operations and security cameras. Painting project is on hold until gates are complete.

h. Developer's Report: No Update

i. Capacity Commitments:

i. Teo Lopez (Country Scramble): No change this month.

ii. Shawn Gilbert service request: No change this month.

WWWMS, INC.
HARRIS COUNTY MUD # 109
OPERATIONS REPORT
Tuesday, December 15, 2020

BILLING AND COLLECTION RECAP:

DEPOSITED IN YOUR ACCOUNT LAST MONTH:

Period Ending:	Nov-20
Deposit:	\$ 3,600.00
Penalty:	\$ -
Water:	\$ 51,113.41
Sewer:	\$ 51,014.64
Inspection:	\$ 521.00
Voluntary Fire & EMS:	\$ -
Misc:	\$ 648.00
NHCRWA:	\$ 93,181.00
Reconnect:	\$ -
NSF Fee:	\$ -
Total Collections:	\$ 200,078.05

CURRENT BILLING:

Period Ending:	Dec-20
Deposit:	\$ -
Penalty:	\$ 933.71
Water:	\$ 41,686.02
Sewer:	\$ 52,373.77
Inspection:	\$ 761.00
Voluntary Fire & EMS:	\$ -
Misc:	\$ -
NHCRWA:	\$ 88,158.40
Total Billing:	\$ 183,912.90

CUSTOMER AGED RECEIVABLES:

30 Day	28%	\$ 50,608.24
60 Day	8%	\$ 14,429.23
90 Day	1%	\$ 2,599.63
120 Day	2%	\$ 3,874.21
Overpayments		\$ (7,921.12)
Total Receivables:		\$ 63,590.19

HGCSD PERIOD: 11/1/20 THRU 11/30/20

Period 6/1/20 thru 5/31/21

MONTHLY TOTAL

Gallons Authorized:	450.000	MG
Current Month Produced:	26.693	MG
Cum. Gallons Produced:	190.333	MG
Auth. Gallons Remaining:	259.667	MG
Avg. Gallons Per Month:	31.722	MG
Permit Months Remaining:	6	

WATER PLANT OPERATIONS:

Period: 11/1/2020 thru 11/30/2020

MONTHLY TOTAL

Production:	25.948	MG
Amount Purchased:	0.000	MG
Total Amount:	25.948	MG
Consumption: (Billed)	22.039	MG
Accounted for Maint. (Flushing)	1.000	MG
Est. Amt. Sold to HC MUD 151	0.945	MG
Total:	23.984	MG
Daily Average Production:	0.890	MG
Percent Accounted For:	92.43%	

NEW METER INSTALLATIONS:

Residential:	0
Commercial:	0
Total:	0

CONNECTION COUNT:

Residential:	2993
Commercial:	99
Clubs/Schools:	1
Irrigation:	19
Vacant:	33
Builders:	26
Vacation:	0
No Bill:	7
	<hr/>
	3178
New Finals and Transfers	-31
	<hr/>
	3147

ACCOUNTS SENT TO COLLECTIONS:

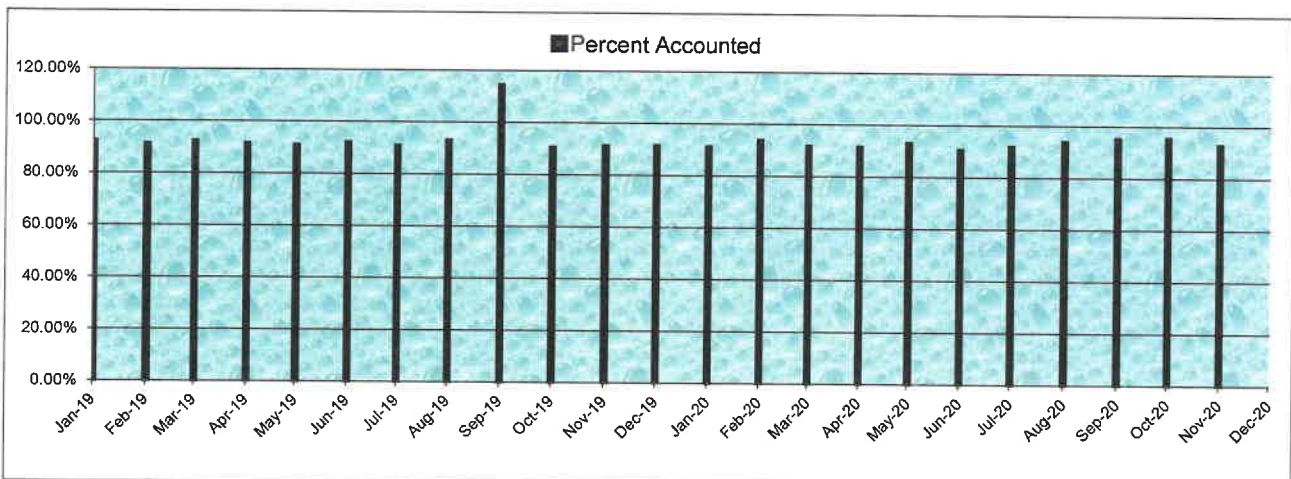
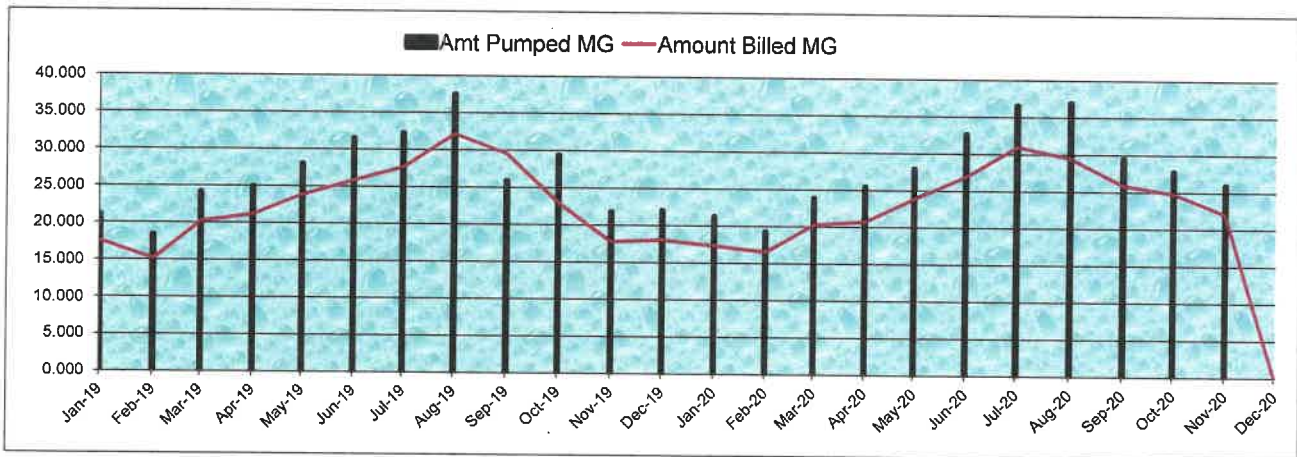
Total of (0)

HARRIS COUNTY MUD #109

WATER PRODUCTION REPORT

December 15, 2020

Month /Year	Amt Pumped MG	Amt Billed MG	Maint. MG	Purchased MG	Amount HC 151	Total Amount	Percent Accounted
Jan-19	21.082	17.543	1.800	0.000	0.000	19.343	91.75%
Feb-19	18.389	15.176	1.500	0.000	0.000	16.676	90.68%
Mar-19	24.193	20.233	2.000	0.000	0.000	22.233	91.90%
Apr-19	24.905	21.147	1.500	0.000	0.000	22.647	90.93%
May-19	28.037	23.858	1.500	0.000	0.000	25.358	90.44%
Jun-19	31.497	25.834	3.000	0.000	0.000	28.834	91.55%
Jul-19	32.258	27.635	1.500	0.000	0.000	29.135	90.32%
Aug-19	37.472	32.163	2.500	0.000	0.000	34.663	92.50%
Sep-19	25.915	29.525	0.000	0.000	0.000	29.525	113.93%
Oct-19	29.403	22.972	0.000	0.000	3.500	26.472	90.03%
Nov-19	21.801	17.775	2.000	0.000	0.000	19.775	90.71%
Dec-19	22.036	18.047	2.000	0.000	0.000	20.047	90.97%
Jan-20	21.299	17.314	2.000	0.000	0.000	19.314	90.68%
Feb-20	19.261	16.555	1.400	0.000	0.000	17.955	93.22%
Mar-20	23.874	20.258	1.500	0.000	0.000	21.758	91.14%
Apr-20	25.520	20.707	2.500	0.000	0.000	23.207	90.94%
May-20	27.986	23.889	2.000	0.000	0.000	25.889	92.51%
Jun-20	32.674	26.918	2.000	0.000	0.500	29.418	90.03%
Jul-20	36.621	30.975	1.850	0.000	0.650	33.475	91.41%
Aug-20	37.007	29.477	4.500	0.000	0.600	34.557	93.38%
Sep-20	29.538	25.826	1.200	0.000	0.945	27.971	94.69%
Oct-20	27.800	24.755	1.000	0.000	0.650	26.405	94.98%
Nov-20	25.948	22.039	1.000	0.000	0.945	23.984	92.43%
Dec-20							
Total	624.516	530.621	40.250	0.000	7.790	578.641	2131.13%
Average	27.153	23.070	1.750	0.000	0.339	25.158	92.66%



HARRIS COUNTY MUD #109

ACTIVITY REPORT

December 15, 2020

Item 1: Attached Reports are listed as follows:

- a.) Accounts turned over to collections.
- b.) Historical data on water production report.
- c.) NHCRWA Pumpage and Billing report for NOVEMBER 2020
- d.) Billing / Recap Summary Report

Item 2: Water Plant 1 & 2

All inspection and warranty to tanks have been completed.

Water plant 1 & 2 back to normal operation.

Item 3: Timber Forest Dr. 20010-20002

- a.) Responded to an ongoing sewer backup.
Contacted Source Point to televise the sewer main line.
Severe blockage would only allow camera to enter about 32 feet into the sewer main line.
Root Cutter was used to remove heavy accumulation of grease to clear sewer main line.

Item 4: Cut off report

- a.) Request for direction to suspend termination, penalties, and door tags.
Approve cut off list.

NORTH HARRIS COUNTY REGIONAL WATER AUTHORITY
Groundwater and/or Surface Water Reporting and Billing Form - 2020
 Report filed online <http://oprs.nhcrwa.com>

Name of Well Owner or Recipient of Surface Water: Harris County MUD 109

Billing period for which the report is being filed

Billing Period	Rate per 1,000 gallons	Due Date
November 01-30, 2020	\$4.25 groundwater \$4.70 surface water	January 18, 2021

Gallons of Groundwater Pumped for Billing Period

	Start Meter Reading	End Meter Reading	Total
Well #2083	232,028 x1000	233,957 x1000	1,929,000
Well #4448	740,517 x1000	765,281 x1000	24,764,000
Adjustment			0

Water imported from outside NHCRWA

Imported water Meter reading:	Source:		
	x	x	0

Miscellaneous water (not billed)

Other entity	Water Type	Direction	Amount
	Groundwater	Out	


1	Enter total gallons of groundwater pumped and/or imported	26,693,000
2	Divide by 1000	26,693
3	Total groundwater fee due (multiply line 2 x \$4.25)	\$113,445.25
4	Enter total gallons of surface water received	0
5	Divide by 1000	0
6	Total surface water fee due (multiply line 5 x \$4.70)	\$0.00
7	Deduct 2003 Capital Contribution Credit amount, if applicable	(\$12,261.25)
8	Deduct 2005 Capital Contribution Credit amount, if applicable	(\$0.00)
9	Deduct 2008 Capital Contribution Credit amount, if applicable	(\$0.00)
10	Deduct Chloramination System Credit or other asset credit, if applicable	(\$0.00)
11	Other Credits:	(\$0.00)
12	Total due	\$101,184.00

If your payment is received late, the Authority will send you an invoice for the late fees set forth in the Rate Order.

I declare that the above information is true and correct to the best of my knowledge and belief.

Date: December 02, 2020

Signed:



Name: Paul Villarreal

Title: Operator

Make check payable to:

North Harris County Regional Water Authority; Dept. 35, P.O. Box 4346 Houston, Texas 77210-4346

Please mail this form with the payment or fax to 281-440-4104, phone: 281-440-3924

Click here to return to the Home Page.

